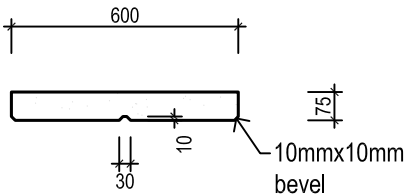
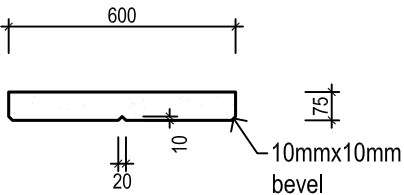



Geometric G5-G8 Wall Panels
Elevation 1:50



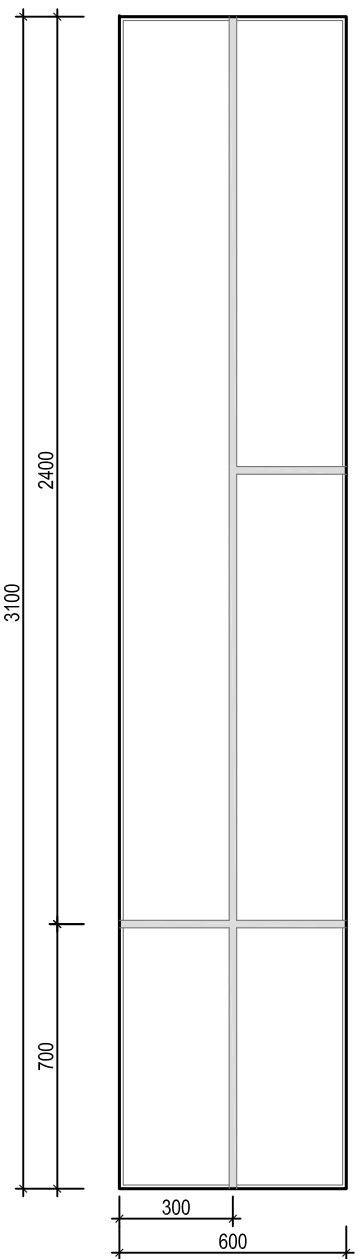
Groove Detail "Flat V"
Section 1:20



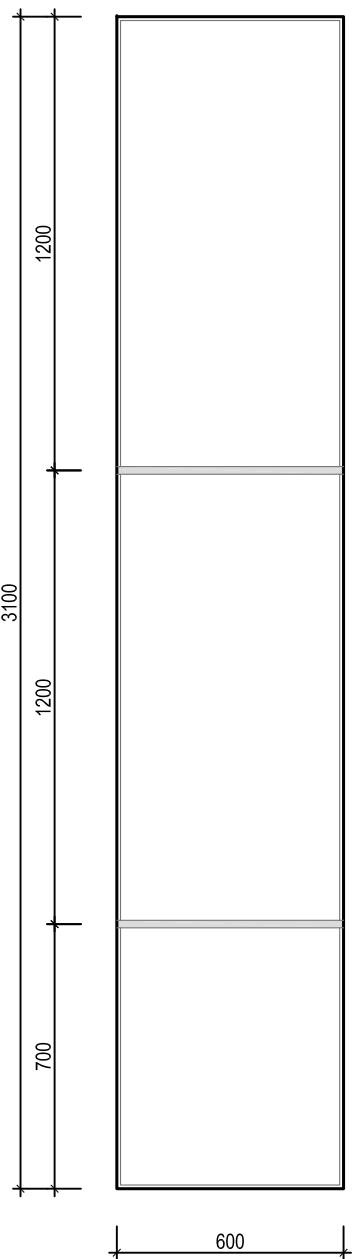
Groove Detail "V"
Section 1:20




Geometric G5 Wall Panel
Elevation 1:20



Geometric G6 Wall Panel
Elevation 1:20



Geometric G7 Wall Panel
Elevation 1:20



Geometric G8 Wall Panel
Elevation 1:20



CSR BUILDING PRODUCTS LTD
Head Office: Triniti 3, 39 DELHI RD, NORTH RYDE NSW 2113
LOCKED BAG 1345, NORTH RYDE BC NSW 1670
A.B.N. 55 008 631 356 Ph: 1300 369 448
www.hebel.com.au



The better way to build
CSR Building Products Limited
A.B.N. 55 008 631 356

112 Wisemans Ferry Road
Somersby, NSW 2500
Phone: (02) 4340 3380
Fax: (02) 4340 3300

TITLE PowerPattern™ GEOMETRIC DESIGN 3100 "V - FLAT V"			
SCALE 1:50 @ A3	SHEET SIZE A3	DRAWN CW	DATE 21.02.19
	SHEET NO. 1 of 1	CHECK GO	REVISION A